


Photo non contractuelle / Non-contractual photo



PE**MC-TR

Gamme standard

Tableau de commande électromécanique

- 2 vitesses
- Minuterie
- Cuve et outils inox
- Tête relevable
- Cuve amovible
- Grille de protection relevable
- Pieds réglables
- Transmission par chaînes
- 400/50Hz/3

Options :

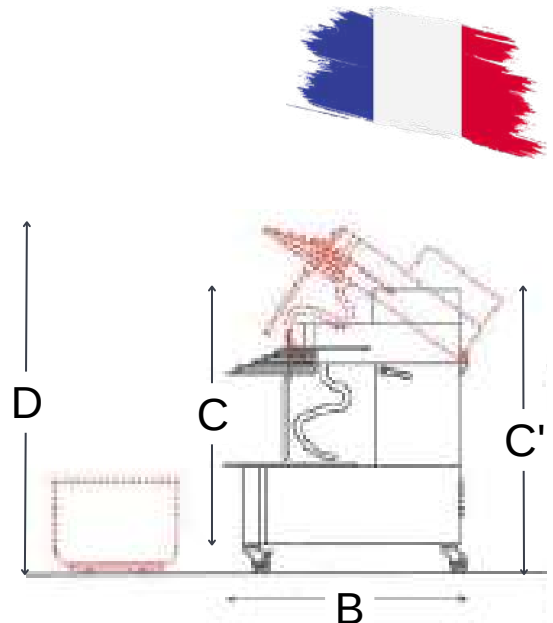

- Roulettes dont 2 avec frein (sauf pour le PE60MC)
- Tension : 220V / MONO / 1 vitesse

Standard range

- Electromechanical control panel
- 2 speeds
- Timer
- Stainless steel bowl and tools
- Lifting head
- Removable bowl
- Stainless steel raising safety grid
- Adjustable feet
- Chain transmission
- 400/50Hz/3

Options :

- Castors, 2 with brake (except for the PE60MC)
- Voltage : 220V / MONO / 1 vitesse



	PE18MC-TR	PE25MC-TR	PE38MC-TR	PE44MC-TR	PE60MC-TR
Capacité / Capacity					
Cuve / Bowl (L)	20	33	40	50	75
Farine / Flour* (kg)	9	14	17	22	32
Pâte / Dough* (kg)	18	25	38	44	60
Dimensions					
A mm	410	430	480	550	585
B mm	715	770	820	878	1050
C mm	820	900	900	900	1210
C' mm (avec roulettes / with castors)	875	955	955	955	-
D mm	1040	1150	1230	1240	1680
Poids / Weight					
Kg	70	95	110	120	226
Puissance / Power					
1 ^{ère} vitesse / 1st speed	0.6	1	1.5	1.5	2.6
2 ^{ème} vitesse / 2nd speed	0.8	1.4	2.2	2.2	3.4
Voltage	400/50-60Hz/3	400/50-60Hz/3	400/50-60Hz/3	400/50-60Hz/3	400/50-60Hz/3